

DISTRIBUTION SYSTEMS



MOLDED BAJONET™ DISTRIBUTION SYSTEMS

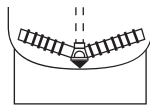


These **Molded Polypropylene Distribution Systems** for composite tanks feature chemical and impact resistance for a variety of applications. Unique 1/4-turn, cam-lock hubs and laterals make assembly and installation easy and secure. With proper underbedding, the unique slot design assures a uniform, vertical distribution of flow and less than 5 psi pressure drop at designated flow rates. These distribution systems will operate at temperatures up to 120°F.

Part Number	Description	Flow Rate GPM	Tank Diameter Inches	System Connection
-------------	-------------	---------------	----------------------	-------------------

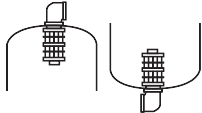
Distribution System for Composite Tanks with 4 inch Threaded Top Opening

TS-5665	Hub & 6 Laterals *	29	13 to 16	1.5 inch Socket
TS-5666	Hub & 6 Laterals *	29	18	1.5 inch Socket
TS-5667	Hub & 6 Laterals *	29	21	1.5 inch Socket
TS-10848	Hub & 6 Laterals *	29	24	1.5 inch Socket
TS-10849	Hub & 6 Laterals *	48	30	1.5 inch Socket



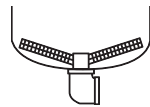
Top/Bottom Diffuser for Composite Tanks with 4 inch Threaded Top/Bottom Opening

TS-5671	Top or Bottom Stack Diffuser	88	12 to 36	2 inch Socket
---------	------------------------------	----	----------	---------------



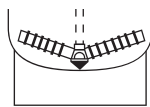
Bottom Hub & Laterals for Composite Tanks with 4 inch Threaded Bottom Opening

TS-5669	Bottom Mount Hub & Laterals	100	18 to 21	2 inch Socket
TS-5670	Bottom Mount Hub & Laterals	100	24	2 inch Socket
TS-11039	Bottom Mount Hub & Laterals	100	30	2 inch Socket
TS-11040	Bottom Mount Hub & Laterals	100	36	2 inch Socket



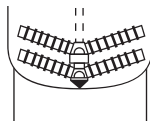
Distribution System for Composite Tanks with 6 inch Flanged Top Opening

TS-12201	Hub & 8 Laterals *	104	24	3 inch Socket
TS-5672	Hub & 8 Laterals *	104	30	3 inch Socket
TS-5673	Hub & 8 Laterals *	104	36	3 inch Socket
TS-5674	Hub & 8 Laterals *	104	42	3 inch Socket
TS-5675	Hub & 8 Laterals *	104	48	3 inch Socket
TS-13492	Hub & 8 Laterals *	104	63	3 inch Socket



High Flow Distribution System for Composite Tanks with 6 inch Flanged Top Opening

TS-5676	Hub & 16 Laterals *	173	42	3 inch Socket
TS-5677	Hub & 16 Laterals *	173	48	3 inch Socket
TS-13569	Hub & 16 Laterals *	174	63	3 inch Socket



* Riser Tube is **not** included.

Note: Flow rates are calculated with a 5 psi pressure drop.

DISTRIBUTION SYSTEMS

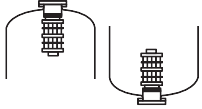


MOLDED BAJONET™ DISTRIBUTION SYSTEMS

Part Number	Description	Flow Rate GPM	Tank Diameter Inches	System Connection
-------------	-------------	---------------	----------------------	-------------------

Top/Bottom Diffuser for Composite Tanks with 6 inch Flanged Top/Bottom Opening

TS-5679	Top or Bottom Diffuser	88	18 to 48	3 inch FNPT
---------	------------------------	----	----------	-------------



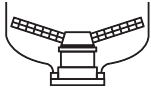
High Flow Top Diffuser for Composite Tanks with 6 inch Flanged Top Opening

TS-5680-1	High Flow Top Diffuser	200	21 to 24	3 inch FNPT
TS-5680-2	High Flow Top Diffuser	200	30 to 63	3 inch FNPT



Bottom Hub & Laterals for Composite Tanks with 6 inch Flanged Bottom Opening

TS-11790	Bottom Mount Hub, Laterals, & Flange	122	18	3 inch FNPT
TS-5678	Bottom Mount Hub, Laterals, & Flange	90	21 to 24	3 inch FNPT
TS-5683	Bottom Mount Hub, Laterals, & Flange	122	30	3 inch FNPT
TS-5684	Bottom Mount Hub, Laterals, & Flange	122	36	3 inch FNPT
TS-5686	Bottom Mount Hub, Laterals, & Flange	122	42 to 48	3 inch FNPT



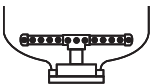
High Flow Hub & Laterals for Composite Tanks with 6 inch Flanged Bottom Opening

TS-11892	Bottom Mount Hub, Laterals, & Flange	167	36	3 inch FNPT
TS-11663	Bottom Mount Hub, Laterals, & Flange	167	42	3 inch FNPT
TS-11665	Bottom Mount Hub, Laterals, & Flange	167	48	3 inch FNPT
TS-14248	Bottom Mount Hub, Laterals, & Flange	175	63	3 inch FNPT



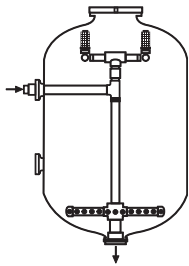
Bottom Header for 63 inch Composite Tanks with 6 inch Flanged Bottom Opening

TS-5687	Bottom Header, Laterals, & Flange	170	63	3 inch FNPT
---------	-----------------------------------	-----	----	-------------



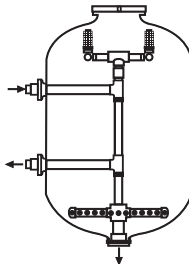
Distribution System for 63 inch Composite Tanks with 4 inch Flanged Side Opening, 6 inch Flanged Bottom Opening, and 16 inch Top Manway

TS-11190	Inlet: 4 inch Flanged Upper Side Outlet: 6 inch Flanged Bottom	130 †	63 x 86	3" MNPT (Side) 3" FNPT (Bottom)
TS-11192	Inlet: 4 inch Flanged Upper Side Outlet: 6 inch Flanged Bottom	130 †	63 x 116	3" MNPT (Side) 3" FNPT (Bottom)
TS-11194	Inlet: 4 inch Flanged Upper Side Outlet: 6 inch Flanged Bottom	130 †	63 x 144	3" MNPT (Side) 3" FNPT (Bottom)



Distribution System for 63 inch Composite Tanks with (2) 4 inch Flanged Side Openings, 6 inch Flanged Bottom Opening, and 16 inch Top Manway

TS-11191	Inlet: 4 inch Flanged Upper Side Outlet: 4 inch Flanged Lower Side	130 †	63 x 86	3" MNPT (Side) 3" FNPT (Bottom)
TS-11193	Inlet: 4 inch Flanged Upper Side Outlet: 4 inch Flanged Lower Side	130 †	63 x 116	3" MNPT (Side) 3" FNPT (Bottom)
TS-11195	Inlet: 4 inch Flanged Upper Side Outlet: 4 inch Flanged Lower Side	130 †	63 x 144	3" MNPT (Side) 3" FNPT (Bottom)



† Upper Flow Rate: 130 gpm. Lower Flow Rate: 170 gpm.
Note: Flow rates are calculated with a 5 psi pressure drop.